

ENVIRONMENTAL-PRODUCT DECLARATION

as per ISO 14025 and EN 15804+A1

Owner of the Declaration	Swisspearl Group AG
Publisher	Institut Bauen und Umwelt e.V. (IBU)
Programme holder	Institut Bauen und Umwelt e.V. (IBU)
Declaration number	EPD-SWP-20180033-IAD1-EN
Issue date	03.05.2018
Valid to	02.05.2024

Profiled panels made of fibre cement, uncoated / coated
Swisspearl Group AG

www.ibu-epd.com | <https://epd-online.com>



ECO PLATFORM

EPD
VERIFIED



swisspearl
group®

1. General Information

Swisspearl Group AG

Programme holder

IBU – Institut Bauen und Umwelt e.V.
Hegelplatz 1
10117 Berlin
Germany

Declaration number

EPD-SWP-20180033-IAD1-EN

This declaration is based on the product category rules:

Fibre cement / Fibre concrete, 08.03.2023
(PCR checked and approved by the SVR)

Issue date

03.05.2018

Valid to

02.05.2024



Dipl.-Ing Hans Peters
(chairman of Institut Bauen und Umwelt e.V.)



Dipl.-Ing. Hans Peters
(Managing Director Institut Bauen und Umwelt e.V.)

Profiled panels made of fibre cement, uncoated / coated

Owner of the declaration

Swisspearl Group AG
Eternitstrasse 3
8867 Niederurnen
Switzerland

Declared product / declared unit

Fibre cement corrugated sheet, uncoated / t

Scope:

An average coated profiled panel is manufactured in the plants of Swisspearl Group AG in Switzerland Eternit (Schweiz) AG, Niederurnen, Austria Eternit Österreich GmbH, Vöcklabruck and Slovenia Eternit Slovenija d.o.o., Deskle and declared. Proportionally, about 90 % of large-format fibre cement panels are produced in Austria and Slovenia.

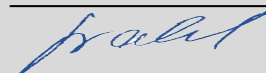
The EPD is representative of coated and uncoated profiled panels made by Swisspearl Group AG.

The owner of the declaration shall be liable for the underlying information and evidence; the IBU shall not be liable with respect to manufacturer information, life cycle assessment data and evidences.

The EPD was created according to the specifications of EN 15804+A1. In the following, the standard will be simplified as *EN 15804 bezeichnet*.

Verification

The standard EN 15804 serves as the core PCR	
Independent verification of the declaration and data according to ISO 14025:2011	
<input type="checkbox"/>	internally
<input checked="" type="checkbox"/>	externally



Prof. Dr. Birgit Grahl,
(Independent verifier)

2. Product

2.1 Product description/Product definition

Corrugated panels Ondapress / STRUCTA / Rustica / EUROSIX. Panels with 5 to 8 waves made of fibre-reinforced cement, with partially inserted plastic straps to secure against breakdown. The placing on the market of the product in the EU/EFTA (except for Switzerland) is governed by Regulation (EU) No. 305/2011 (/CPR/). The product requires a declaration of performance considering the /EN494:2012+A1:2015/ and the CE labelling. For use, the respective national regulations apply.

2.2 Application

Profiled panels are used on predominantly larger roofs such as agricultural and industrial buildings. The field of application starts with roof pitches from 7 degrees, as well as on facades.

2.3 Technical Data

The following technical data for uncoated and coated corrugated boards are to be mentioned:

Technical Data

Name	Value	Unit
Thermal conductivity	0.56	W/mK
Calculation value for thermal conductivity	0.56	W/mK
Water vapour diffusion resistance factor	0.00358	-
Swelling (air-dry to water-saturated)	0.5	mm/m
Gross density	1600 - 1900	kg/m ³
Compressive strength	40	N/mm ²
Tensile strength Mean	6	N/mm ²
Flexural strength	15	N/mm ²
Modulus of elasticity	14000	N/mm ²
Moisture content at 23 °C, 80% humidity	7	M.-%
Coefficient of thermal expansion	10	10 ⁻⁶ K ⁻¹
Chemical resistance	constant	-
Ageing resistance	according to /EN 494/	-
Permanent temperature resistance	-40 bis +80	°C
Frost resistance	fulfilled	
Impearmability to water	fulfilled	

Performance values of the product according to the declaration of performance with regard to its essential characteristics according to /EN494:2012+A1:2015/.

2.4 Delivery status

Corrugated panels made of fibre cement are delivered in various lengths from 620 mm to 3000 mm and a width of up to a maximum of 1097 mm, with a thickness of 6 - 6.8 mm. For special use, the panels can be cut to individual size. Delivery is made on specifically produced pallets for corrugated panels with up to 50 pcs./unit.

2.5 Base materials/Ancillary materials

Elements

Profiled panels made of fibre cement consist of the following Elements:

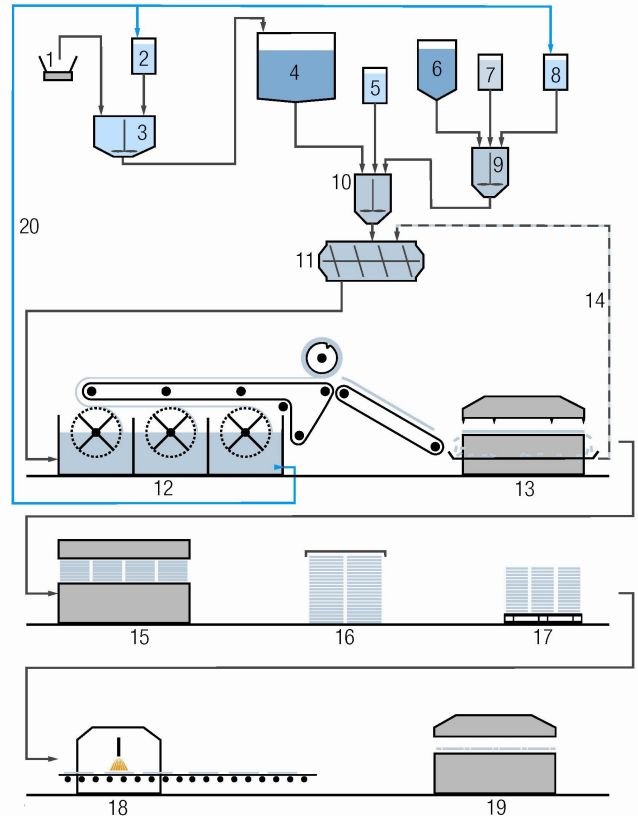
Name	Value	Unit
Cement	60 - 71	%
Pulp	0.5 - 4	%
Ployvinyl alcohol fibres	0.5 - 4	%
Silica fume	0.5 - 6	%
Acrylate for the coating	0.5 - 2.5	%
Water for process handling (chemically bound and free water)	19 - 26	%

The unbound water content at delivery is about 5-8 % .

The elements are in % by mass in the cured product.

2.6 Manufacture

The production of corrugated panels made of fibre cement is carried out by an automated filament winding (see figure):



- | | |
|---|--------------------------------------|
| 1 Scales for process fibres (pulp) | 11 Horizontal mixer |
| 2 Water | 12 Platen machine |
| 3 Pulper | 13 Punching machine |
| 4 Vat process fibres in water | 14 Punching sections |
| 5 Reinforcing fibres (synthetic fibres) | 15 Press |
| 6 Portland cement | 16 Setting |
| 7 Admixed substances | 17 Half-finished products' warehouse |
| 8 Water | 18 Coating |
| 9 Intensive mixer 1 | 19 Punching |
| 10 Intensive mixer 2 | 20 Water cycle |

The raw materials are treated with water to a homogeneous

mixture. The mixture is pumped into head boxes, in which sieve cylinders rotate, that are dewatered inside. Thereby the sieve surface is

covered with a thin fleece of fibre cement, which is transferred to the endless circulating conveyor belt (transport felt). From there, the fleece of fibre cement reaches a format roller, which is gradually covered with a thickening layer of fibre cement. Once the desired material thickness is achieved, the still moist and formable layer of fibre cement (fleece) is separated and unrolled from the format roller. In the next step, the layer of fibre cement (fleece) is punched, residual material is returned to the production process, so that no waste is left. The cut, not yet hardened, mouldable sheet is formed, partially compressed under pressure and stacked with intermediate layers.

Subsequently, the corrugated panels are stored for hardening, later stacked on pallets and stored for further hardening in a maturation store. The setting time is about four weeks. The visible side (upper side) is usually coated for which high-grade pure acrylate paint is twice applied in the brushing process and hot-filmed.

A quality management system according to the /EN ISO 9001:2015/ has been introduced and certified in the manufacturing plants.

2.7 Environment and health during manufacturing

All manufacturing plants adhere to the national environment and health regulations. The necessary processes, monitoring and measurements are installed and implemented.

Measurements in the past have shown that, in any case, the limit values are well below. A safety system according to the /EKAS directive 6508/ has been introduced at the manufacturing plant in Switzerland.

Directive /2003/53/EC/ of the European Parliament and of the Council of 18 June 2003 for the 26th amendment of Directive /76/769 /EEC/ on restrictions regarding the placing on the market and use of certain

dangerous substances and preparations (nonylphenol, nonylphenoethoxylat and cement) is considered and implemented in the manufacturing plants.

The preparation and processing of the substances takes place exclusively in closed rooms in order to keep the noise emissions as low as possible. The transport of raw materials is largely done by rail to keep emissions as low as possible there as well. The process water is kept in a closed circuit. Excess quantities are reprocessed and returned to public waters under the supervision of regional waste-water treatment sites. This minimises the environmental impact of waste-water.

2.8 Product processing/Installation

In most cases, the profiled panels are assembled in ready-cut formats ex works. In some cases, the corrugated panels are adapted locally to the structural conditions. The adjustments and cutting are carried out mainly with a parting wheel and cut-outs with the compass

saw. The attachment is made with a setting tool for drilling screws.

In the case of machine cuts, the cutting dust must be removed by a suitable dust suction plant. Respirators are recommended and must be used in accordance with national regulations.

The basis is the technical documentation of the individual companies of Swisspearl Group AG. During transport, storage and assembly work, all measures must be taken which can prevent the risk of injury, property damage and consequential damage.

The moving of the pallet-bundled panels is allowed only if the panels are properly secured with security elements. The relevant accident prevention measures to avoid injuries and material damage in accordance with the country-specific regulations must be followed.

Further extraordinary measures are not to be taken.

2.9 Packaging

For regional or intra-European shipment to dealers or directly to the construction site, the corrugated panels are bundled and tied to reusable pallets according to the format. These pallets are usually used multiple times.

Depending on the format, specific container pallets are used for overseas transport, which can be disposed of on site or sent for further use.

Recyclable polyethylene film is used for weather protection.

2.10 Condition of use

The hardening (hydration) of the cement water mixture forms cement paste (calcium silicate hydrates) with embedded fibres and fillers as

well as smallest air voids. During the period of use, the cement paste reacts on the surface under the influence of CO₂ (Carbon dioxide) from the air and from moisture to calcium carbonate (carbonation).

Due to the material composition, there are no specific features to be considered during the use phase.

2.11 Environment and health during use

Indications of interactions between product, environment and health. Possible pollutant contents or emissions.

2.12 Reference service life

The use phase is not evaluated in this environmental product declaration. Influences on aging when applied according to the rules of technology.

2.13 Extraordinary effects

Fire

The corrugated panels have the following fire behaviour according to /DIN EN 13501-1/:

Fire protection

Name	Value
Building material class non-combustible, with fractions of combustible building materials	A2
Smoke gas development ; no/little smoke development	s1
Burning droplets ; no dripping/falling off	d0

Water

The ingredients are firmly embedded in the cement / fibre matrix after hardening. Due to the firm binding no ingredients that could be water-contaminating are flushed out in the event of extraordinary impacts by water.

Mechanical destruction

The product shows a brittle fracture behaviour under mechanical stress. It can cause chipping and rough edges.

2.14 Re-use phase

The corrugated panels can be removed nondestructively by unscrewing. In undamaged form, the disassembled products can be used according to their original purpose.

2.15 Disposal

When fully separated, the said uncoated as well as coated fibre cement products can be comminuted and recycled as an additive in the production of cement (material recycling).

Furthermore,

the said uncoated as well as coated fibre cement products are suitable for further use as filling and bulk material in civil engineering, in particular in road construction or for noise protection walls (material recycling). Residues of the fibre cement products mentioned above as well as those from demolition can, if the above-mentioned recycling possibilities are not practicable, be easily deposited on disposal sites of Class Type B due to their predominantly mineral contents without pretreatment: In the European countries and Switzerland according to the European Waste Catalogue Ordinance (/AVV/) according to waste classification 170107/170101 and the Regulation on Handling Waste (/VeVA/), in Austria according to the Austrian Landfill Ordinance 2008 (Federal Law Gazette No. II No. 39/2008 Part II) under the key

number 31409.

2.16 Further information

Further information can be found on the following Websites:

www.etsnit.ch

www.etsnit.at

www.etsnit.si

www.fibrececm.de
www.swisspearl.de
www.swisspearl.com

3. LCA: Calculation rules

3.1 Declared Unit

The life-cycle assessment refers to 1 ton of profiled panels. The declared indicators for the inventory and impact assessment indicators were calculated as an average, weighted by the production volumes, from the results of the life-cycle assessments of the production in the plants in Switzerland, Austria and Slovenia.

Declared Unit

Name	Value	Unit
Declared unit	1	t
Gross density	1750	kg/m ³
Conversion factor to 1 kg	0.001	-

For IBU core EPDs (where clause 3.6 is part of the EPD): for average EPDs, an estimate of the robustness of the LCA values must be made, e.g. concerning variability of the production process, geographical representativeness and the influence of background data and preliminary products compared to the environmental impacts caused by actual production.

3.2 System boundary

Type of the EPD: Cradle to factory gate

The LCA refers to the stage of product development in accordance with /EN 15804/ (information modules 41 to A3). Other life-cycle phases such as processing, use and disposal have not been accounted for. The system boundary includes the provision and processing of raw materials. These include in particular cement, plastic fibres, pulp and packaging materials (41). The transports to the manufacturer (A2) were specifically collected for all starting materials. The production (43) includes also all in-plant energy consumption, the consumption of auxiliary materials, VOC emissions of the coating process as well as the treatment of the quantities of waste and waste-water. All material and energy input processes of modules A1 to 43 and the treatment of all waste are part of the system. A large part of the waste arises when cutting the panels. Some of the waste-water is treated in in-plant sewage

treatment plants.

3.3 Estimates and assumptions

The VOC emissions of the coating process were estimated on the basis of formulations of the coatings. It was assumed that all organic solvents in the Coating products are emitted into the environment.

3.4 Cut-off criteria

All collected data were taken into account in the LCA. No data was collected on the infrastructure. The production halls and warehouses as well as the administration buildings are already several decades old. Similarly, little has changed in the production process over the years, so that the machines are often older and are only partially replaced. According to the product category rules, the impact of the infrastructure per tonne of the product is expected to be less than 1% of the total use of primary Energy (renewable and non-renewable) and less than 1% of the total mass of the stage of product development.

3.5 Background data

Data from /ecoinvent v3.1/ (data status 2014) was used to compile the LCA.

3.6 Data quality

The data collection was extensive and was carried out on the basis of a standardised questionnaire directly at the various production sites for 2016. All data was checked for plausibility together with the manufacturers. Therefore, with regard to the foreground data, a very good data quality can be assumed. Most input and output flows of the inventory could be displayed with corresponding data from the ecoinvent v3.1 database. Data developed by ESUsericesas part of a project of the Swiss Federal Office of Energy (SFOE, Switzerland), was used for polyvinyl alcohol (PVA). The data was collected according to ecoinvent guidelines and recalculated with ecoinvent v3.1. Where possible, regionally specific data was used in the selection of background data.

3.7 Period under review

Data on total production for 2016 was collected at the production sites. In addition to large-size boards, the various plants of the Swisspearl Group also produce medium- and small-size boards, profiled panels and roof boards.

3.8 Geographic Representativeness

Land or region, in which the declared product system is manufactured, used or handled at the end of the product's lifespan: Switzerland

3.9 Allocation

Within the modules 41, A2 and 43, those inputs and outputs of the data collection that could not be directly assigned to a product were assigned via the production quantity to the individual products. For the production of fibre cement silica fume is used up to 3.5 -7% by mass. Silica fume is a by-product of the production of silicon and ferrosilicon alloys. All environmental impacts have been assigned to the production of the alloys. As a result, no environmental burdens have been recorded for the production of silica fume.

3.10 Comparability

Basically, a comparison or an evaluation of EPD data is only possible if all the data sets to be compared were created according to *EN 15804* and the building context, respectively the product-specific characteristics of performance, are taken into account. Als Hintergrunddatenbank wurde /

ecoinvent v3.1/ (Datenstand 2014) verwendet. Background data from ecoinvent v.3.1 data Status 2014) was used.

4. LCA: Scenarios and additional technical information

No further information.

In case a **reference service life** according to applicable ISO standards is declared then the assumptions and in-use conditions underlying the determined RSL shall be declared. In addition, it shall be stated that the RSL applies for the reference

conditions only.

The same holds for a service life declared by the manufacturer. Corresponding information related to in-use conditions needs not be provided if a service life taken from the list on service life by BNB is declared.

5. LCA: Results

The following tables show the results of life-cycle assessment indicators, resource use and waste related to 1 ton of profiled panels made of fibre cement.

The data is representative of the products of Swisspearl Group AG.

DESCRIPTION OF THE SYSTEM BOUNDARY (X = INCLUDED IN LCA; MND = MODULE NOT DECLARED; MNR = MODULE NOT RELEVANT)

PRODUCT STAGE			CONSTRUCTION PROCESS STAGE		USE STAGE							END OF LIFE STAGE				BENEFITS AND LOADS BEYOND THE SYSTEM BOUNDARIES
Raw material supply	Transport	Manufacturing	Transport from the gate to the site	Assembly	Use	Maintenance	Repair	Replacement	Refurbishment	Operational energy use	Operational water use	De-construction demolition	Transport	Waste processing	Disposal	Reuse-Recovery-Recycling-potential
A1	A2	A3	A4	A5	B1	B2	B3	B4	B5	B6	B7	C1	C2	C3	C4	D
X	X	X	MND	MND	MND	MND	MNR	MNR	MNR	MND	MND	MND	MND	MND	MND	MND

RESULTS OF THE LCA - ENVIRONMENTAL IMPACT according to EN 15804+A1: 1 Tonne Wellplatten

Parameter	Unit	A1-A3
Global warming potential (GWP)	kg CO ₂ eq	1.01E+03
Depletion potential of the stratospheric ozone layer (ODP)	kg CFC11 eq	7.79E-05
Acidification potential of land and water (AP)	kg SO ₂ eq	3.08E+00
Eutrophication potential (EP)	kg PO ₄ ³ eq	3.78E-01
Formation potential of tropospheric ozone photochemical oxidants (POCP)	kg Ethen eq	2.04E-01
Abiotic depletion potential for non fossil resources (ADPE)	kg Sb eq	1.56E-02
Abiotic depletion potential for fossil resources (ADPF)	MJ	8.61E+03

RESULTS OF THE LCA - INDICATORS TO DESCRIBE RESOURCE USE according to EN 15804+A1: 1 Tonne Wellplatten

Parameter	Unit	A1-A3
Renewable primary energy as energy carrier (PERE)	MJ	1.61E+03
Renewable primary energy resources as material utilization (PERM)	MJ	4.78E+02
Total use of renewable primary energy resources (PERT)	MJ	2.09E+03
Non renewable primary energy as energy carrier (PENRE)	MJ	9.63E+03
Non renewable primary energy as material utilization (PENRM)	MJ	6.76E+02
Total use of non renewable primary energy resources (PENRT)	MJ	1.03E+04
Use of secondary material (SM)	kg	3.14E+00
Use of renewable secondary fuels (RSF)	MJ	0
Use of non renewable secondary fuels (NRSF)	MJ	0
Use of net fresh water (FW)	m ³	8.47E+00

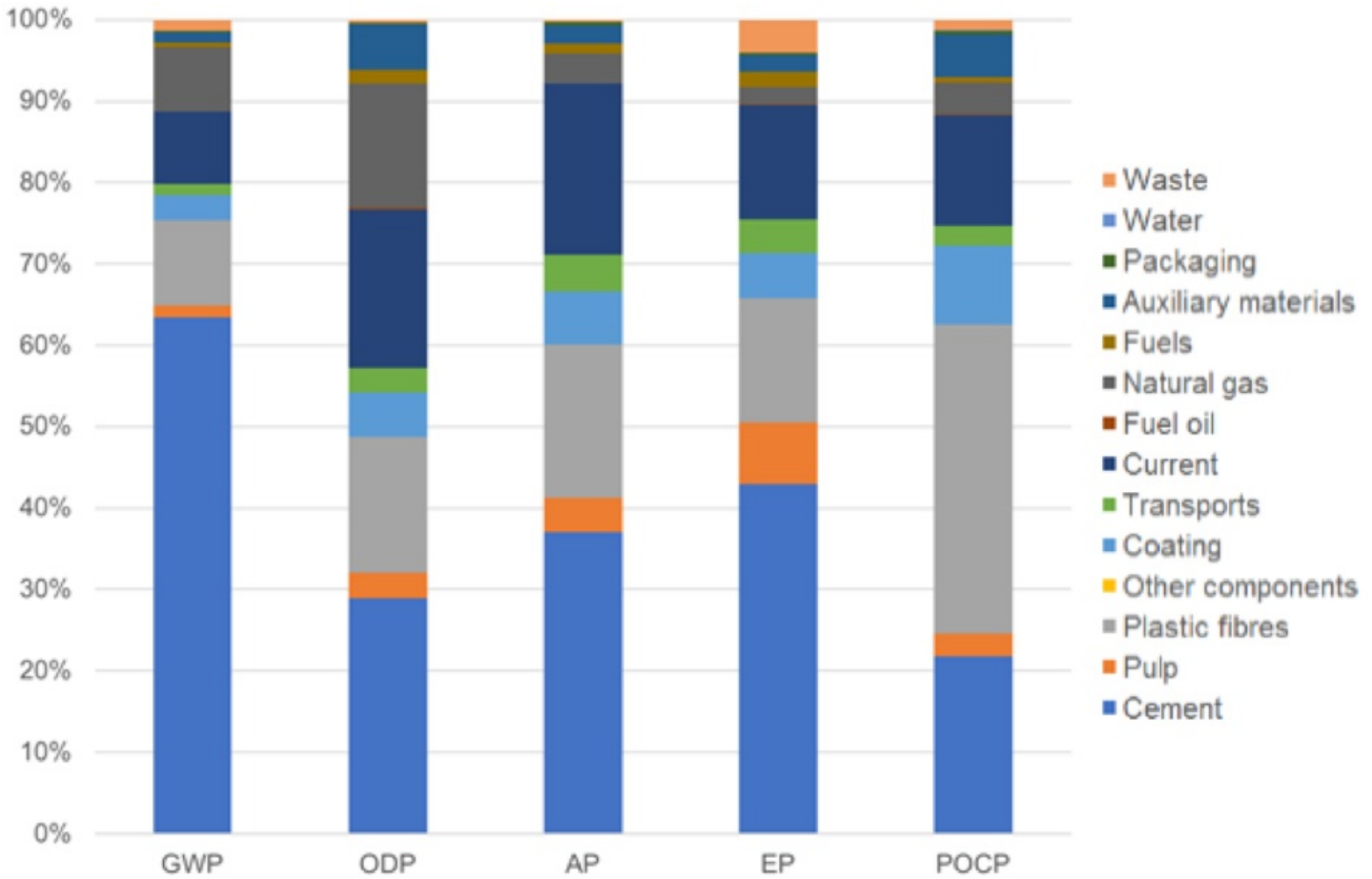
RESULTS OF THE LCA - WASTE CATEGORIES AND OUTPUT FLOWS according to EN 15804+A1: 1 Tonne Wellplatten

Parameter	Unit	A1-A3
Hazardous waste disposed (HWD)	kg	1.73E-02
Non hazardous waste disposed (NHWD)	kg	1.79E+02
Radioactive waste disposed (RWD)	kg	4.7E-02
Components for re-use (CRU)	kg	0
Materials for recycling (MFR)	kg	0
Materials for energy recovery (MER)	kg	0
Exported electrical energy (EEE)	MJ	0
Exported thermal energy (EET)	MJ	0

6. LCA: Interpretation

The following figure shows a dominance analysis for the most important impact assessment indicators. Regardless of the indicator, the results of coated profiled panels are largely determined by the proportions of cement and plastic fibres in

the base mix, as well as electricity and natural gas consumption during manufacture. On the other hand, packaging, water consumption and waste only affect the Overall results in the range of a few percent.



The environmental impact of the pulp in the base mix is relevant only in the eutrophication potential (EP). The share of the total load for this indicator is 8%. The influence of the coating is greatest at the formation potential for tropospheric ozone (POCP)

and amounts to 10%. The share of transport in the environmental impact is less than 5% for all indicators. Depending on the indicator, the auxiliary materials contribute 1 to 6% to the environmental impact.

7. Requisite evidence

As a general rule, all statements must be documented with measured data (presented by the corresponding test certificates). The methods of evidence and the test conditions have to be described together with the results.

If substances are not detected, the limit of detection must be included in the declaration.

Interpreting statements such as "... free of ..." or "... are entirely harmless ..." are not allowed.

If evidence required by the specific PCR part B is not provided, this has to be justified under the respective title for the required evidence.

If relevant for the scope of application of the declared product, or if derivable from its material composition, it is recommended to provide additional adequate evidence.

7.1 Radioactivity

According to /ÖNORM S 5200:2009/ (test 'A'), the material is to be classified as non-hazardous since the limit assessment factor (ÖNORM S5200 / level 'A') of 1 was clearly undercut with the evaluation factors of 0.09 to 0.016 +/- 0.02. The measurements were carried out on material of each single manufacturing plant.

Measurement

Institute/Report/Date:

Seibersdorf

Laboratories, Austria - 2444 Seibersdorf / LA278-1/12, LA278-2/12, LA278-3/12,

LA278-4/12 / 18.06.2012 **7.2 Leaching**

The examinations

are within the scope of the accreditation according to ISO /IEC 17025 conforms to DIN 12457-4.

Analysis report

09.02.2018 (A18-00230) of the Arcadis (Schweiz) AG

Eluate solid

matter M1802-00721 according to VVEA 'no limit exceeded' **7.3 VOC-emissions**

The

product is not used in indoor spaces.

8. References

Standards

EN 15804

EN 15804:2012+A1 2013, Sustainability of construction works — Environmental Product Declarations — Core rules for the product category of construction products.

EN 15804

EN 15804:2012+A2:2019+AC:2021, Sustainability of construction works — Environmental Product Declarations — Core rules for the product category of construction products.

ISO 14025

EN ISO 14025:2011, Environmental labels and declarations — Type III environmental declarations — Principles and procedures.

Further References

Title of the software/database

Title of the software/database. Addition to the title, version.
Place: Publisher, Date of publication [Access on access date].

IBU 2021

Institut Bauen und Umwelt e.V.: General Instructions for the EPD programme of Institut Bauen und Umwelt e.V., Version 2.0, Berlin: Institut Bauen und Umwelt e.V., 2021
www.ibu-epd.com

Creation of environmental product declarations (EPDs);

General

principles for the EPD program of the Institut

Bauen und Umwelt e.V. (IBU),2016-03.

Product Category Rules for Construction Products

Part A: Calculation rules for the LCA and requirements

for the background report. Version 1.5, 11.08.2016

Product Category Rules for Construction Products

Part B: Requirements for the EPD for fibre cement/fibre concrete. Version 1.3, 04.07.2014

Construction Products Regulation CPR EU 305/2011

EN ISO 9001:2015 Quality management system

EN 12467: 2012+A1;2016 Fibre-cement panels - product specification and test methods

EN 13501-1:2007+A1/2009, Classification of construction products and types of fire behaviour -

Part 1: Classification with the results of the fire behaviour tests of construction products

ÖNORM S 5200:2009 / Level A /

European Waste Catalogue (EWC)

(Swiss) Ordinance of 22 June 2005 for handling waste (VeVA)

Austrian Landfill Ordinance 2008 (Federal Law Gazette No. BGBl. II No. 39/2008 Part II)

Data:

ecoinvent Centre, Swiss Centre for Life Cycle

Inventories, ecoinvent v3.1, vnitr. ecoinvent.org

N. Jungbluth et al., Life Cycle Inventories of Photovoltaics, ESU-services, 2012, <http://www.esuservices.ch/data/public-lci-reports/>

Institut Bauen und Umwelt e.V., Berlin (publ.):

Creation of environmental product declarations

(EPDs);

/ISO 14025/

DIN EN/ISO 14025:2011-10/, Environmental labels and declarations - Type III environmental declarations - Principles and procedures.

/EN 15804/

/EN 15804:2012-04+A1 2013/, Sustainability of construction works - Environmental product declarations - Core rules for the product category of construction products.



Publisher

Institut Bauen und Umwelt e.V.
Hegelplatz 1
10117 Berlin
Germany

+49 (0)30 3087748- 0
info@ibu-epd.com
www.ibu-epd.com



Programme holder

Institut Bauen und Umwelt e.V.
Hegelplatz 1
10117 Berlin
Germany

+49 (0)30 3087748- 0
info@ibu-epd.com
www.ibu-epd.com



Author of the Life Cycle Assessment

Büro für Umweltchemie
Schaffhauserstrasse 21
8006 Zürich
Switzerland

+41 43 300 50 40
m.klingler@umweltchemie.ch
www.umweltchemie.ch



Owner of the Declaration

Swisspearl Group AG
Eternitstrasse 3
8867 Niederurnen
Switzerland

+41 56 617 11 11
info@group.swisspearl.com
www.swisspearl.com